




SCAN QR CODE FOR ADDITIONAL INSTRUCTIONS & BUILDING IDEAS!



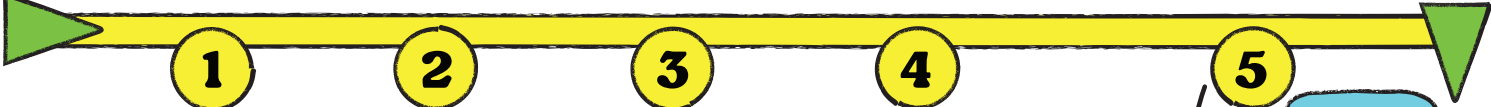
# Let's Build a Helicopter!



**You Will Need:**

<b>x4</b>		<b>x38</b>		<b>x25</b>		<b>x6</b>	
	BUBBLY BLUE		RAZZLE DAZZLE RED		BEWITCHIN' BLACK		WACKY WHITE

COUNT AND PLACEMENT MAY VARY DEPENDING ON THE SIZE OF THE S'NOODLES. ADJUST AS NECESSARY.



1


2

3

4

5

THE BODY



POSITION BOTH S'NOODLES LIKE ABOVE.



6

7

8

9



10

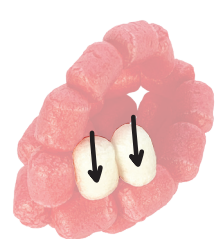

11


12

13

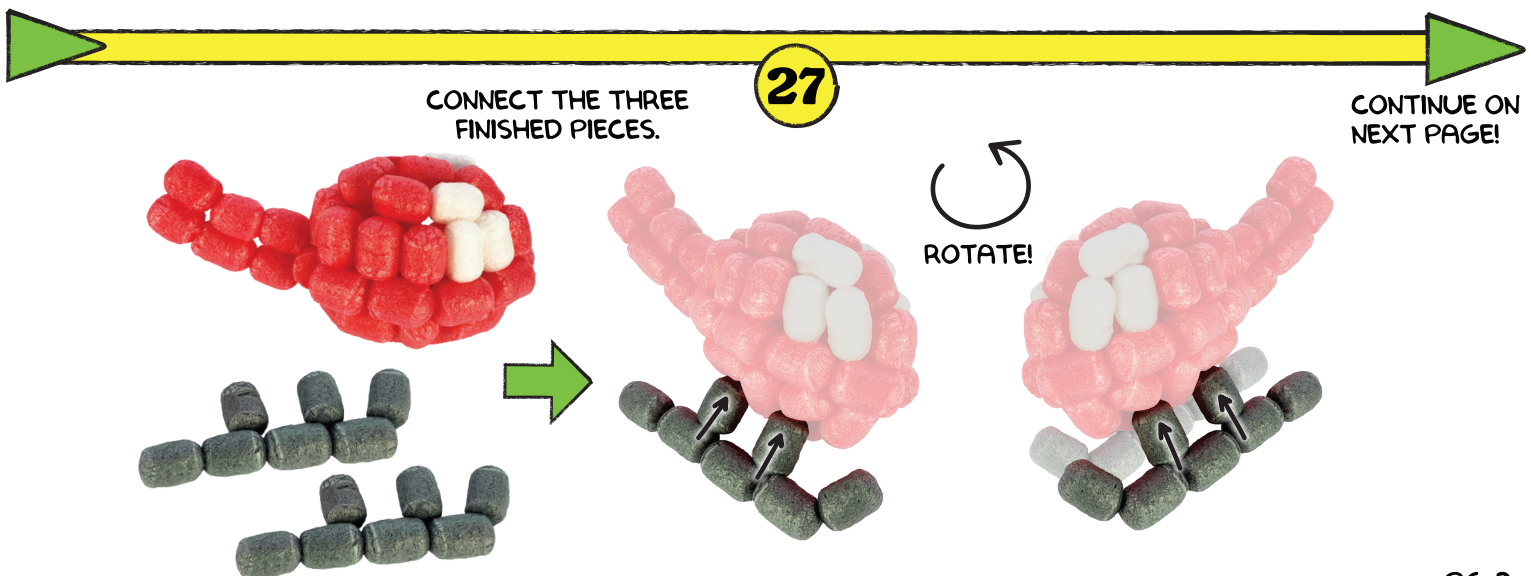


14

CONTINUE ON NEXT PAGE!





LET SIT FOR 1 MINUTE TO DRY.





THE DETAILS

28




29



30



31



32



33



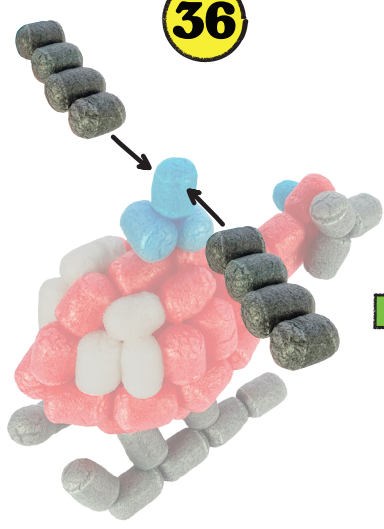
34



35



36



**You Made a Helicopter!**

**Ta-Da!**