



SCAN QR CODE FOR ADDITIONAL INSTRUCTIONS & BUILDING IDEAS!








Let's Build a Shark!





You Will Need:

- x21** BUBBLY BLUE
- x1** WACKY WHITE

COUNT AND PLACEMENT MAY VARY DEPENDING ON THE SIZE OF THE S'NOODLES. ADJUST AS NEEDED.



CONNECT THE TWO FINISHED PIECES



CONTINUE ON NEXT PAGE!




13

14



15

USE THE S'NOODLES CUTTER TO LIGHTLY SAW THE WHITE S'NOODLE IN HALF.



You Made a Shark!

Ta-Da!

FINISH OFF YOUR SHARK BY DRAWING ON PUPILS OR TEETH WITH A WASHABLE MARKER!